


UNM allows you to schedule your own advisement appointments. This document provides you step by step instructions on how to do so.

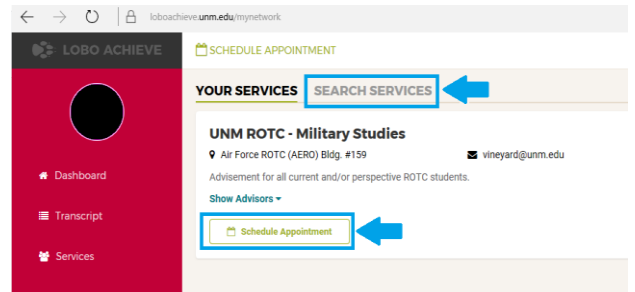
How to access LoboAchieve

You will use your same ID and password as Loboweb to log into **LoboAchieve.unm.edu**, and on the home dashboard you can select either 'Schedule Appointment' or 'Services'



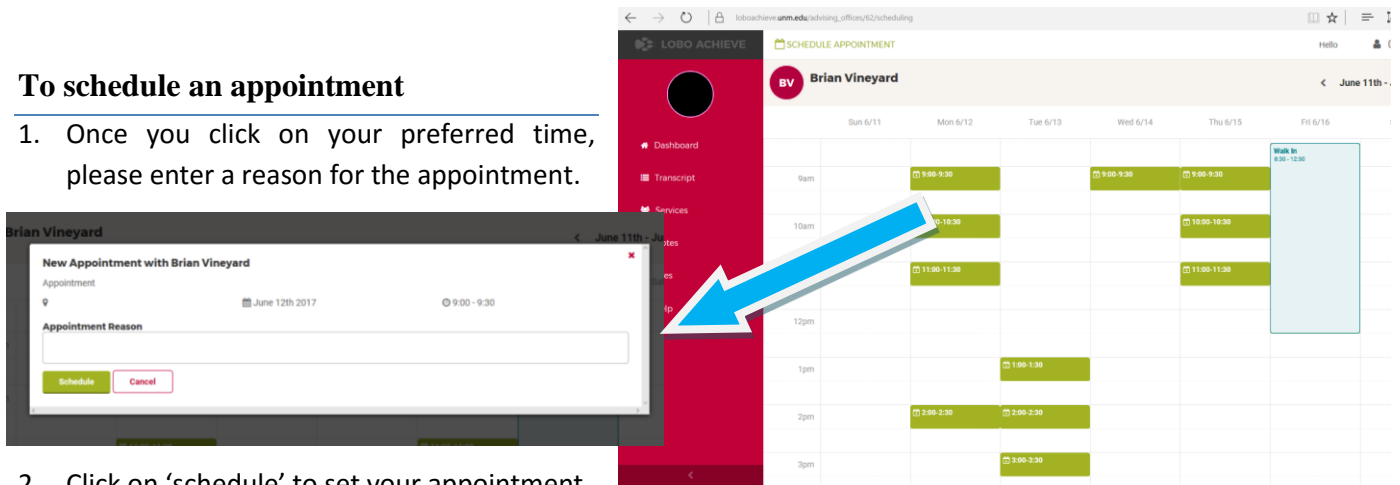
Finding your UNM ROTC Advisor

If you have declared a Minor in Military Studies, Brian Vineyard will be listed under 'Your Services' otherwise you will select 'Search Services' and enter 'Brian Vineyard' or 'ROTC' and this search will then direct you to the 'Schedule Appointment' link providing Mr. Vineyard's calendar of available appointments and walk-in hours (no appointment needed).



To schedule an appointment

1. Once you click on your preferred time, please enter a reason for the appointment.



2. Click on 'schedule' to set your appointment.
3. If you wish to cancel or edit the appointment, please click the listing again or email **vineyard@unm.edu**

Mr. Vineyard's office is in the AFROTC / Aerospace Studies Building (#159) at the NE corner of Las Lomas & Yale. If you do not have a door access code, please enter through the main (South) entrance by ringing the doorbell.

If you experience LoboAchieve issues, please refer to <http://loboachieveinfo.unm.edu/> for more information.